

# YEN Website Overview



## Symbols & Color Coding



**Foundations**



**Leadership**



**Collaboration**

## Sections

### YEN Talks Podcast

- Watch or listen to our young adults and adult allies discuss various topics related to youth engagement

### Navigation Pane

- Located along the left side of the webpage, navigate through the website

### About Us

- Check out the bios of our members and adult allies

### Home

- Watch our introduction video


## Sections

### Youth Engagement Tools

- Explore resources developed by youth with disabilities across the country to access tools to successfully engage and involve youth partners in projects to support impactful change.

## Subsections

### Laying the Foundation



- How to Find Youth
- Disability Training 101
- Disability Awareness / Knowledge
- Principals of DEI and Intersectionality

### Becoming Advocates/Leadership

- Youth Code of Conduct
- Storytelling / Brand Building
- Community Building & Networking



### Equal Collaboration

- Planning Youth Events
- Communication Strategies
- Identifying Roles & Group Purpose
- Allies, Support, Problem-Solving & Sustainability



# How to Navigate

## Navigation Pane

- Located on the left side of the page
- Click on a section to go there



Home

Youth Engagement Tools

YEN Talks Podcast

About Us

## Youth Engagement Tools

- Click on “Youth Engagement Tools” (YET), then scroll to see an overview of all 3 sections
- Choose a section by clicking on the highlighted button

[Find Youth Engagement Tools](#)

[Find Collaboration Tools](#)

[Find Leadership Tools](#)

- Watch the section video & scroll through the section to view the various resources by clicking on them
  - a. At the end of each section, you can continue to the next by clicking the underlined button at the bottom of each section

[Up Next! Leadership & Advocacy](#)

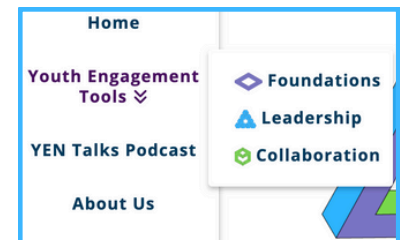
[You're On a Roll! Keep Going! Collaboration](#)

[You Made It! Great Job!](#)

Youth Engagement Is Always Evolving. Check Back for More Young Adult Created Materials!

## Youth Engagement Tools Tips

- It is recommended you start with **Foundations**, and view the sections in order, unless you are looking for a specific resource
- Each resource should open in a new tab, allowing you to close the tab and return to the page you were viewing prior
- Clicking [Find Youth Engagement Tools](#) on the YET main page will take you to the first section, Foundations
- You can go directly to a specific section by hovering over “Youth Engagement Tools” in the Navigation Pane and selecting from the sections that pop up



Home



Watch the YEN Introduction Video



YEN Talks



Watch or listen to our first podcast on sustainability & youth engagement, and check back for new podcasts!



About Us



Read the YEN Youth Bios & YEN Adult Ally Bios



# Featured Resources



## Foundations



### How to Find Youth

#### Tips for Finding Youth

##### Where to Start:

Meet youth where they are - expand the scope of searching

- Schools (Middle School, High School, and College)
- Conferences and other events
- Clubs, organizations, and groups
  - Mentorship programs
  - Community groups
  - Faith-based groups
  - Parent centers
- Places of youth employment
- Social media

Utilize in-person and virtual methods to reach a broad range of individuals.

##### Searching Tips

- Integrate youth into the search process
  - Planning the process such as picking the routes



### Training Youth FAQ

#### Training Youth Frequently Asked Questions

##### Q: What are the basics for youth to know about disabilities?

A: Provide them with a background on the history of disabilities, including impactful figures and events within the movement, progress over time, what it represents, and why it is important.

##### Q: How can we make training accessible?

A: If the training is in-person, provide chances for breaks and ensure the physical location is fully accessible. Also, provide a hybrid option that utilizes an accessible platform to increase flexibility which can further improve training for all participants.

##### Q: What are the foundations of a training process for self-advocacy?

- A: Foundations include:
- Familiarity with their disability and associated needs
  - How to build a plan related to their goals surrounding advocacy
  - Sources of empowerment
  - Identifying areas for improvement
  - Comfortability with their disability and who they are including disclosing the disability and sharing ideas
  - Laws related to disabilities such as disclosure in employment.

##### Q: Where can we find assistance for the training process?

A: Assistance on training can be located through local, regional, and national sources, including:

## Leadership



### Code of Conduct Outline & Video Overview

#### The Youth Engagement Team Code of Conduct Example Rubric

##### Purpose

(insert youth/group name) recognizes the power and value of the voice and ideas of young people. Overarching Parent Organization or State Team name, supports (insert youth team/group name) and helps us design projects, programs, and resources that are created for youth, by youth. Overarching Parent Organization or State Team staff work in partnership with the group to coordinate opportunities and training that support the interests and personal development of the (insert youth team/group name) members.

The (insert youth team/group name) serves as a youth and young adult-led leadership community. This community is composed of individuals with disabilities from a

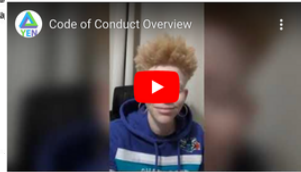
##### Mission Statement

TBD by the specific youth team upon initial meetings

##### Goals of the Youth Team

TBD by the specific youth team upon initial meetings

##### Policies and Procedures



### PPT on the Power of Narrative for Youth



## Collaboration



### Event Budgeting Guide

#### Youth Engagement Budgeting Guide

Your budget will look different depending on the type of youth engagement you're budgeting for - whether it's a conference, local group bonding, an overnight trip, or something else. Some things to consider when budgeting for youth engagement:

- Lodging
  - Accessible Rooms
  - Meeting Rooms
- Food
  - Breakfast, lunch, dinner
  - Snacks & incidentals
  - Giveaways/Swag Bags
  - Group Outings
  - Speakers
  - Hourly Pay/Stipends
- Travel:
  - Airline/train/bus tickets
  - Airport parking fees
  - Mileage rates
  - Transportation
    - Uber, van rental, etc.
    - Keep accessibility traveling as a group
    - Don't forget to factor in aides/parents/caregivers

2024 per diem rates can be found here:



Category	Item	Quantity	Unit Price	Total
TRAVEL	Per Diem Rate	3	\$1,000.00	\$3,000.00
	Travel	3	\$1,000.00	\$3,000.00
	Lodging	3	\$1,000.00	\$3,000.00
	Transportation	3	\$1,000.00	\$3,000.00
	Food	3	\$1,000.00	\$3,000.00
	Incidentals	3	\$1,000.00	\$3,000.00
	Swag Bags	3	\$1,000.00	\$3,000.00
	Group Outings	3	\$1,000.00	\$3,000.00
	Speakers	3	\$1,000.00	\$3,000.00
	Hourly Pay/Stipends	3	\$1,000.00	\$3,000.00
MEETING	Meeting Room	3	\$1,000.00	\$3,000.00
	Food	3	\$1,000.00	\$3,000.00
	Swag Bags	3	\$1,000.00	\$3,000.00
	Group Outings	3	\$1,000.00	\$3,000.00
	Speakers	3	\$1,000.00	\$3,000.00
	Hourly Pay/Stipends	3	\$1,000.00	\$3,000.00
<b>Total</b>				<b>\$18,000.00</b>

Example 3-Day Local Event Budget



### Communication Strategies

#### Tips for Engaging and Respecting Youth Representatives

Youth leaders collected data from the real-life experiences of youth and young adults who have served on various local, state, and national teams across the country. Based on these individual's experiences, the following tips were created to provide you with a pathway to creating a positive and equitable opportunity for youth and young adults to serve your initiative.

**Diversity** - Always ask yourself can we have a youth representative and is everyone that needs to be represented indeed being represented.

**Networking** - Cast a wide net when looking for representatives. Have individuals in your network send out the applications to individuals on their network to be certain the word gets out to any and all possible applicants. Other board members should open up their personal networks to the young adult member to help that person find other potential opportunities.

**Authenticity** - Try to avoid the concept of tokenism when having a youth representative on your board. If the youth representative is not provided opportunities for professional development, the process will be ineffective for both you and the youth representative.