



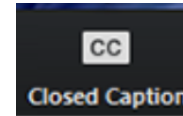
A FRAMEWORK FOR YOUTH INDIVIDUAL EMPOWERMENT

A RAISE Webinar

Presented by Ali Hrasok, MA


Using Closed Captioning

- To start using CC, click the caption button



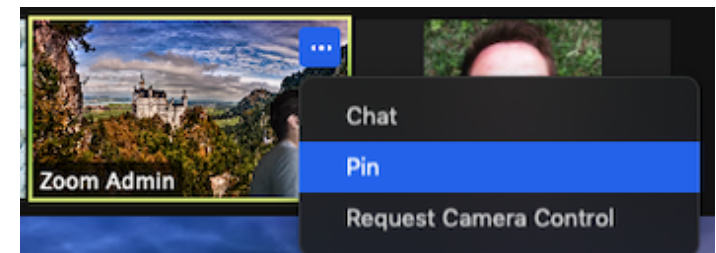
Uso de la interpretación de idiomas

- Hagan clic en el icono de interpretación
- Seleccionen "Spanish"
- Después de seleccionar "español", opriman donde dice "Mute Original Audio"



Using ASL

- To pin the interpreter, hover over the video of the participant you want to pin and click ...
- From the menu, click Pin.





INTRODUCTION



RAISE and the Toolkit Series

RAISE

- Who we are
- What we do

This leads us to our Toolkit Series

- To support Parent Center professionals in creating programming that is centered in youth development
- So far...
 - Youth Engagement
 - Youth Development
 - Youth Leadership



What about all of you?

Chat: What role you most identify with?

Parent

Professional

Parent Center Representative

Other

Chat: Who has utilized our other toolkits?



GOALS



Our Goals Today

- 1. Provide context and relevance**
- 2. Discuss structure of toolkit**
- 3. Provide content-level examples**

Overarching goal:

Leave this webinar with a tool to use as you continue to engage youth and support their development.



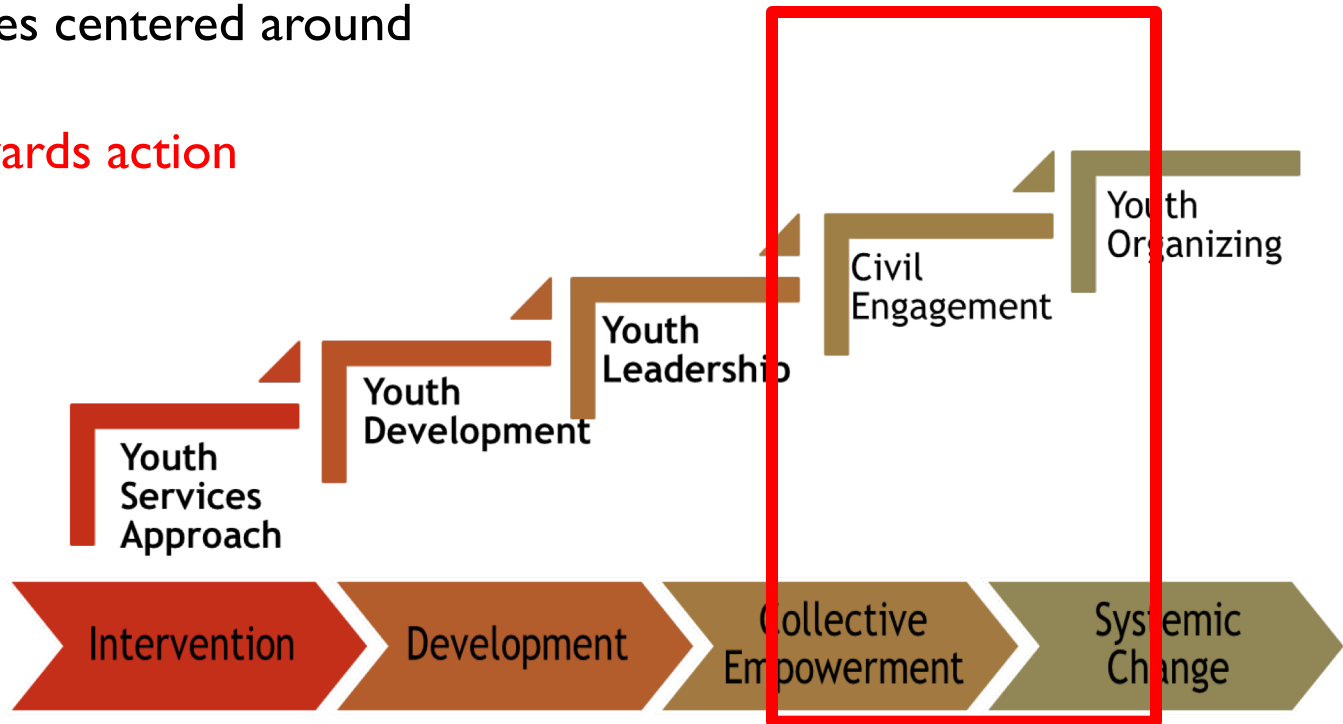
THE IMPORTANCE



Revisiting the Youth Engagement Continuum

Big picture

- Youth engagement continuum¹
- Process that requires increased opportunities centered around youth.
- Moving towards action





STRUCTURE OF TOOLKIT



A Structural Guide

5 key components

- Background
 - Literature-based explanation of components
- Framework
 - General translations of components to your work with youth
 - Provides a starting point to individualize at your agency



CONTENT

Youth Individual Empowerment



5 Key Components

Modeling

Learning behaviors through imitation

Showcasing Impact

Drawing connections between efforts and results

Empower their Passion

Connecting passion with skills

Increase Awareness and Knowledge

Acknowledging background and context

Set them up for Action

Building capacity for independence



Modeling

- Acknowledging your critical role in their advancement
- Social learning through observation and imitation
 - Four components
 - Engage
 - Attention through meaningful participation
 - Maintain
 - Youth begin to expect their involvement
 - Own
 - Begin to behave similarly
 - Motivate
 - Outcomes increase connection to the work
- Combine principles in everyday interactions



LET'S TAKE A LOOK



How to Use It

Can we have a volunteer?

- Name and roll within your agency
- Existing group/program, or looking to create one?
- Tell us about any activities you currently do to model leadership.

Consciously behave in ways that highlight youth voice

- Inclusion matters – directly or indirectly
- Encourage and support meaningful roles
- Lead alongside them



Showcasing Impact

- Increase motivation by connecting involvement to results
 - Make outcomes obvious to youth
- Own your adult ally role and be their champion
 - Follow through is key
 - Opportunity → Decision → Outcome
- “Failure” does not equal negative outcome
 - Impact occurs throughout the process
 - Importance of discussing results
 - Finding value in their role within the organization



LET'S TAKE A LOOK!



How to Use It

Can we have a volunteer?

- Name and roll within your agency
- Existing group/program, or looking to create one?
- Tell us about any activities you currently do to showcase youth impact.

Explicitly stating impact increases buy-in

- Routine input and clear connections
- Long-term project involvement/development



Empower their Passion

- Passions often follow strengths
 - Identifying values and how they connect to the work
- Teams often operate on a Competing Values Framework
 - Collaborate
 - Create
 - Control
 - Compete
- Valued membership stems from empowered purpose
 - Complementary styles in groups
 - Dominance
 - Influence
 - Steadiness
 - Compliance



LET'S TAKE A LOOK!



How to Use It

Can we have a volunteer?

- Name and roll within your agency
- Existing group/program, or looking to create one?
- Tell us about any activities you currently do that capitalizes on their strengths.

Learn about individual styles and support to those strengths

- Think about needs of group and assign purpose
- Clarify strengths and passions



Increase Awareness and Knowledge

- Comprehensive approach to gaining knowledge
 - Self, others, and community
 - Recognize different types of knowledge
 - Declarative
 - Procedural
 - Contextual
 - Somatic
- Apply direct and experiential learning
 - Empower and inform through variety of opportunities
 - Required to lead and direct their life and interact with others



LET'S TAKE A LOOK!



How to Use It

Can we have a volunteer?

- Name and roll within your agency
- Existing group/program, or looking to create one?
- Tell us about any activities you currently do increases youth awareness and knowledge.

Continued learning of themselves and their environment

- Facilitate learning opportunities
- Start simple and build in practice



Setting them up for Action

- Increasing youth capacity to act on their own
- Youth-adult partnerships
 - Deliberately acting together
 - Democratic decision making
 - Long-term
 - Shared-work
 - Promote positive change
- Support entire process
 - Opportunity
 - Decision
 - Support
 - Outcome
 - Accountability



LET'S TAKE A LOOK!



How to Use It

Can we have a volunteer?

- Name and roll within your agency
- Existing group/program, or looking to create one?
- Tell us about any activities you currently do that you feel sets youth up for action.

Setting boundaries and structure while leaving room to grow:

- Be an adult ally
- Slowly increase independence
- Focus on applicable skills



References

¹ "An Emerging Model for Working with Youth," Funders Collaborative on Youth Organizing. Retrieved June 26, 2020,

https://fcyo.org/uploads/resources/8141_Papers_no1_v4.qxd.pdf

² Youth MOVE National & Regional Research Institute, Portland State University. (2016). Assessment of Youth/Young Adult Voice at the Agency Level (Y-VAL).



QUESTIONS?



Contact Information

For any additional questions/inquiries contact:

Ali Hrasok, MA

ali.hrasok@gmail.com



Thank You
for joining us for this Webinar!

Please complete our survey

For more information, please contact us at:

raisecenter.org